




Product Sheet


# *Aggregatibacter aphrophilus* (ATCC® 19415™)

Please read this **FIRST**



Storage Temp.  
**Frozen: -80°C or colder**  
**Freeze-Dried: 2°C to 8°C**  
**Live Culture: See Propagation Section**

---



Biosafety Level  
**1**

## Intended Use

This product is intended for research use only. It is not intended for any animal or human therapeutic or diagnostic use.

## Citation of Strain

If use of this culture results in a scientific publication, it should be cited in that manuscript in the following manner: *Aggregatibacter aphrophilus* (ATCC® 19415™)

American Type Culture Collection  
PO Box 1549  
Manassas, VA 20108 USA  
[www.atcc.org](http://www.atcc.org)

800.638.6597 or 703.365.2700  
Fax: 703.365.2750  
Email: [Tech@atcc.org](mailto:Tech@atcc.org)

Or contact your local distributor

## Description

**Designation:** NCTC 5886  
**Deposited Name:** *Haemophilus aphrophilus* Khairat

## Propagation

**Medium**  
ATCC® Medium 2167: Haemophilus Test Medium  
ATCC® Medium 814: GC Agar/Broth Medium

## Growth Conditions

**Temperature:** 37°C  
**Atmosphere:** 5% CO<sub>2</sub>

## Propagation Procedure

1. Open vial according to enclosed instructions or visit [www.atcc.org](http://www.atcc.org) for instructions.
2. Rehydrate the entire pellet with approximately 0.5 mL of #2167 broth. Aseptically transfer the entire contents to a 5-6 mL tube of #2167 broth. Additional test tubes can be inoculated by transferring 0.5 mL of the primary broth tube to these secondary broth tubes.
3. Use several drops of the primary broth tube to inoculate a #814 plate and/or #814 agar slant.
4. Incubate at 37°C for 24 to 48 hours in an atmosphere of 5% CO<sub>2</sub>.

## Notes

Colonies on #814 agar are small, circular, entire, glistening and low convex. This strain no longer requires X factor for growth.

This strain has been referred to as the type strain of *Haemophilus aphrophilus* (Int J Syst Bacteriol 16: 1134, 1966). This strain is also cited to produce restriction endonucleases HapI and HapII (Methods Mol. Biol. 7: 113133, 1974; Nat. New Biol. 246: 138140, 1973; Nucleic Acids Res. 13: r165r200, 1985).

Additional information on this culture is available on the ATCC® web site at [www.atcc.org](http://www.atcc.org).

## References

References and other information relating to this product are available online at [www.atcc.org](http://www.atcc.org).

## Biosafety Level: 1

Appropriate safety procedures should always be used with this material. Laboratory safety is discussed in the current publication of the *Biosafety in Microbiological and Biomedical Laboratories* from the U.S. Department of Health and Human Services Centers for Disease Control and Prevention and National Institutes for Health.

## ATCC Warranty

The viability of ATCC® products is warranted for 30 days from the date of shipment, and is valid only if the product is stored and cultured according to the information included on this product information sheet. ATCC lists the media formulation that has been found to be effective for this strain. While other, unspecified media may also produce satisfactory results, a change in media or the absence of an additive from the ATCC recommended media may affect recovery, growth and/or function of this strain. If an alternative medium formulation is used, the ATCC warranty for viability is no longer valid.

## Disclaimers

This product is intended for laboratory research purposes only. It is not intended for use in humans.

While ATCC uses reasonable efforts to include accurate and up-to-date information on this product sheet, ATCC makes no warranties or representations as to its accuracy. Citations from scientific literature and patents are provided for informational purposes only. ATCC does not warrant that such information has been confirmed to be accurate.

This product is sent with the condition that you are responsible for its safe storage, handling, and use. ATCC is not liable for any damages or injuries arising from receipt and/or use of this product. While reasonable effort is made to insure authenticity and reliability of strains on deposit, ATCC is not liable for damages arising from the misidentification or misrepresentation of cultures.




Product Sheet

***Aggregatibacter  
aphrophilus* (ATCC®  
19415™)**

Please see the enclosed Material Transfer Agreement (MTA) for further details regarding the use of this product. The MTA is also available on our Web site at [www.atcc.org](http://www.atcc.org)


Additional information on this culture is available on the ATCC web site at [www.atcc.org](http://www.atcc.org).  
© ATCC 2013. All rights reserved. ATCC is a registered trademark of the American Type Culture Collection. [12/20]

Please read this **FIRST**



Storage Temp.  
**Frozen: -80°C or  
colder**  
**Freeze-Dried: 2°C  
to 8°C**  
**Live Culture: See  
Propagation  
Section**

---



Biosafety Level  
**1**

**Intended Use**

This product is intended for research use only. It is not intended for any animal or human therapeutic or diagnostic use.

**Citation of Strain**

If use of this culture results in a scientific publication, it should be cited in that manuscript in the following manner: *Aggregatibacter aphrophilus* (ATCC® 19415™)

American Type Culture Collection  
PO Box 1549  
Manassas, VA 20108 USA  
[www.atcc.org](http://www.atcc.org)

800.638.6597 or 703.365.2700  
Fax: 703.365.2750  
Email: [Tech@atcc.org](mailto:Tech@atcc.org)

Or contact your local distributor