





Product Sheet

Nitrobacter sp. (ATCC® 51919™)

Please read this **FIRST**



Storage Temp.
Frozen: -80°C or colder
Freeze-Dried: 2°C to 8°C
Live Culture: See Propagation Section



Biosafety Level
1

Intended Use

This product is intended for research use only. It is not intended for any animal or human therapeutic or diagnostic use.

Citation of Strain

If use of this culture results in a scientific publication, it should be cited in that manuscript in the following manner: *Nitrobacter sp.* (ATCC® 51919™)

American Type Culture Collection
PO Box 1549
Manassas, VA 20108 USA
www.atcc.org

800.638.6597 or 703.365.2700
Fax: 703.365.2750
Email: Tech@atcc.org

Or contact your local distributor

Description

Designation: N-6; T 52A
Deposited Name: *Nitrobacter sp.*

Propagation

Medium

ATCC® Medium 480: Nitrobacter medium 203

Growth Conditions

Temperature: 26°C
Atmosphere: Aerobic

Propagation Procedure

1. Allow vial to thaw. Transfer the entire contents into 5.0 mL of #480 broth contained in a large test tube (20 X 150 mm) or a small flask.
2. Incubate tube at 26°C, static, in the dark, and in a slanted position to increase surface area.
3. Monitor culture growth daily by assaying for the disappearance of NO₂ in the culture medium: Withdraw 0.1 mL from the culture and place in a small test tube. Add one drop of Nitrate Reagent A followed by one drop of Nitrate Reagent B, mixing after each addition. Pink color development occurs within 10 minutes and is directly related to amount of NO₂ present. Initial tests will probably be dark magenta reflecting the 3 mM NO₂ concentration of medium #480; but as culture grows and NO₂ is oxidized, color will become magenta, pink and finally clear. This process can take up to 3 weeks depending on the viability of the stock.
4. When all NO₂ has been oxidized, inoculate a 250 mL flask containing 100 mL of medium #480 with the 5.0 mL tube culture. Wrap the flask in foil to protect from light and incubate at 26°C with gentle shaking. Monitor NO₂ concentration daily.
5. When NO₂ is again depleted in the culture medium, either transfer the culture to fresh media or feed the culture by adding additional NO₂. A 10% inoculum is recommended for transfers. To feed cultures, aseptically add sterile NaNO₂ solution, returning NO₂ concentrations to approximately 10 mM (3.5 mL of 2% NaNO₂ per 100 mL culture). Cells should be harvested or subcultured to fresh media when cultures can utilize 10 mM NO₂ in less than 24 hours and cell numbers are greater than 10 cells per field at 1000X magnification.
6. Cells can be harvested by centrifugation. For longterm storage, 1.0 mL aliquots of concentrated cells can be frozen with glycerol as the cryoprotectant at a final concentration of 10%. Frozen vial should be stored at 70° C or below for best preservation.

Notes

This item will not produce turbidity in broth. Growth can be detected by testing for the depletion of nitrite from the broth.

Additional information on this culture is available on the ATCC® web site at www.atcc.org.

References

References and other information relating to this product are available online at www.atcc.org.

Biosafety Level: 1

Appropriate safety procedures should always be used with this material. Laboratory safety is discussed in the current publication of the *Biosafety in Microbiological and Biomedical Laboratories* from the U.S. Department of Health and Human Services Centers for Disease Control and Prevention and National Institutes for Health.

ATCC Warranty


The viability of ATCC® products is warranted for 30 days from the date of shipment, and is valid only if the product is stored and cultured according to the information included on this product information sheet. ATCC lists the media formulation that has been found to be effective for this strain. While other, unspecified media may also produce satisfactory results, a change in media or the absence of an additive from the ATCC recommended media may affect recovery, growth and/or function of this strain. If an alternative medium




Product Sheet

***Nitrobacter sp.* (ATCC® 51919™)**

Please read this FIRST



Storage Temp.
**Frozen: -80°C or
colder**
**Freeze-Dried: 2°C
to 8°C**
**Live Culture: See
Propagation
Section**



Biosafety Level
1

Intended Use

This product is intended for research use only. It is not intended for any animal or human therapeutic or diagnostic use.

Citation of Strain

If use of this culture results in a scientific publication, it should be cited in that manuscript in the following manner: *Nitrobacter sp.* (ATCC® 51919™)

formulation is used, the ATCC warranty for viability is no longer valid.

Disclaimers

This product is intended for laboratory research purposes only. It is not intended for use in humans.

While ATCC uses reasonable efforts to include accurate and up-to-date information on this product sheet, ATCC makes no warranties or representations as to its accuracy. Citations from scientific literature and patents are provided for informational purposes only. ATCC does not warrant that such information has been confirmed to be accurate.

This product is sent with the condition that you are responsible for its safe storage, handling, and use. ATCC is not liable for any damages or injuries arising from receipt and/or use of this product. While reasonable effort is made to insure authenticity and reliability of strains on deposit, ATCC is not liable for damages arising from the misidentification or misrepresentation of cultures.

Please see the enclosed Material Transfer Agreement (MTA) for further details regarding the use of this product. The MTA is also available on our Web site at www.atcc.org

Additional information on this culture is available on the ATCC web site at www.atcc.org.

© ATCC 2014. All rights reserved. ATCC is a registered trademark of the American Type Culture Collection. [07/30]

American Type Culture Collection
PO Box 1549
Manassas, VA 20108 USA
www.atcc.org

800.638.6597 or 703.365.2700
Fax: 703.365.2750
Email: Tech@atcc.org

Or contact your local distributor