



## Product Sheet

# K-562 (ATCC® CCL-243™)

### Please read this FIRST



Storage Temp.  
**liquid nitrogen**  
**vapor phase**

---



Biosafety Level  
**1**

### Intended Use

This product is intended for research use only. It is not intended for any animal or human therapeutic or diagnostic use.

### Complete Growth Medium

The base medium for this cell line is ATCC-formulated Iscove's Modified Dulbecco's Medium, Catalog No. 30-2005. To make the complete growth medium, add the following components to the base medium: fetal bovine serum to a final concentration of 10%.

### Citation of Strain

If use of this culture results in a scientific publication, it should be cited in that manuscript in the following manner: K-562 (ATCC® CCL-243™)

American Type Culture Collection  
PO Box 1549  
Manassas, VA 20108 USA  
[www.atcc.org](http://www.atcc.org)

800.638.6597 or 703.365.2700  
Fax: 703.365.2750  
Email: [Tech@atcc.org](mailto:Tech@atcc.org)

Or contact your local distributor

## Description

**Organism:** *Homo sapiens*, human  
**Tissue:** bone marrow  
**Disease:** chronic myelogenous leukemia (CML)  
**Age:** 53 years  
**Gender:** female  
**Morphology:** lymphoblast  
**Growth Properties:** suspension  
**Isoenzymes:**  
AK-1, 1  
ES-D, 1  
G6PD, B  
GLO-I, 2  
Me-2, 0  
PGM1, 0  
PGM3, 1  
**DNA Profile:**  
Amelogenin: X  
CSF1PO: 9,10  
D13S317: 8  
D16S539: 11,12  
D5S818: 11,12  
D7S820: 9,11  
THO1: 9.3  
TPOX: 8,9  
vWA: 16

**Cytogenetic Analysis:** The stemline chromosome number is triploid with the 2S component occurring at 4.2%. Fifteen markers (M1 and M(15)) occurred in nearly all S metaphases. Spontaneous non-specific dicentrics occurred, but rarely. Unstable markers were also rarely seen. The X was disomic, and N9 was nullisomic.

## Batch-Specific Information

Refer to the Certificate of Analysis for batch-specific test results.

## SAFETY PRECAUTION

ATCC highly recommends that protective gloves and clothing always be used and a full face mask always be worn when handling frozen vials. It is important to note that some vials leak when submersed in liquid nitrogen and will slowly fill with liquid nitrogen. Upon thawing, the conversion of the liquid nitrogen back to its gas phase may result in the vessel exploding or blowing off its cap with dangerous force creating flying debris.

## Unpacking & Storage Instructions

1. Check all containers for leakage or breakage.
2. Remove the frozen cells from the dry ice packaging and immediately place the cells at a temperature below  $-130^{\circ}\text{C}$ , preferably in liquid nitrogen vapor, until ready for use.

## Handling Procedure for Frozen Cells

To insure the highest level of viability, thaw the vial and initiate the culture as soon as possible upon receipt. If upon arrival, continued storage of the frozen culture is necessary, it should be stored in liquid nitrogen vapor phase and not at  $-70^{\circ}\text{C}$ . Storage at  $-70^{\circ}\text{C}$  will result in loss of viability.



1. Thaw the vial by gentle agitation in a  $37^{\circ}\text{C}$  water bath. To reduce the possibility of contamination, keep the O-ring and cap out of the water. Thawing should be rapid (approximately 2 minutes).
2. Remove the vial from the water bath as soon as the contents are thawed, and decontaminate by dipping in or spraying with 70% ethanol. All of the operations from this point on should be carried out under strict aseptic conditions.
3. Transfer the vial contents to a centrifuge tube containing 9.0 mL complete culture medium and spin at approximately  $125 \times g$  for 5 to 10 minutes.
4. Resuspend the cell pellet with the recommended complete medium (see the specific batch information for the culture recommended dilution ratio) and dispense into a  $25 \text{ cm}^2$  or a  $75 \text{ cm}^2$  culture flask. It is important to avoid excessive alkalinity of the medium during recovery of the cells. It is suggested that,



## Product Sheet

# K-562 (ATCC® CCL-243™)

### Please read this FIRST

	Storage Temp. <b>liquid nitrogen</b> <b>vapor phase</b>
	Biosafety Level <b>1</b>

### Intended Use

This product is intended for research use only. It is not intended for any animal or human therapeutic or diagnostic use.

### Complete Growth Medium

The base medium for this cell line is ATCC-formulated Iscove's Modified Dulbecco's Medium, Catalog No. 30-2005. To make the complete growth medium, add the following components to the base medium: fetal bovine serum to a final concentration of 10%.

### Citation of Strain

If use of this culture results in a scientific publication, it should be cited in that manuscript in the following manner: K-562 (ATCC® CCL-243™)

- prior to the addition of the vial contents, the culture vessel containing the complete growth medium be placed into the incubator for at least 15 minutes to allow the medium to reach its normal pH (7.0 to 7.6).
5. Incubate the culture at 37°C in a suitable incubator. A 5% CO<sub>2</sub> in air atmosphere is recommended if using the medium described on this product.



### Handling Procedure for Flask Cultures

The flask was seeded with cells (see specific batch information), grown, and completely filled with medium at ATCC to prevent loss of cells during shipping.

1. Upon receipt visually examine the culture for macroscopic evidence of any microbial contamination. Using an inverted microscope (preferably equipped with phase-contrast optics), carefully check for any evidence of microbial contamination
2. Incubate the flask in an upright position for several hours at 37°C. After the temperature has equilibrated, aseptically remove the entire contents of the flask and centrifuge at 125 x *g* for 5 to 10 minutes. Remove shipping medium and save for reuse. Resuspend the cell pellet in 10 mL of this medium.
3. From this cell suspension remove a sample for a cell count and viability. Adjust the cell density of the suspension to 2-5 x 10<sup>5</sup> viable cells/ml in the shipping medium.
4. Incubate the culture, horizontally, at 37°C in a 5% CO<sub>2</sub> in air atmosphere. Maintain the cell density of the culture as suggested under the subculture procedure.



### Subculturing Procedure

Cultures can be maintained by the addition or replacement of fresh medium. Start new cultures at 1 x 10<sup>5</sup> viable cells/mL. Subculture at 1 x 10<sup>6</sup> cells/mL. Corning® T-75 flasks (catalog #431464) are recommended for subculturing this product.

**Medium Renewal:** Every 2 to 3 days



### Comments

The cell population has been characterized as highly undifferentiated and of the granulocytic series. Studies conducted by Anderson, et al., on the surface membrane properties led to the conclusion that the K-562 was a human erythroleukemia line. K-562 blasts are multipotential, hematopoietic malignant cells that spontaneously differentiate into recognizable progenitors of the erythrocytic, granulocytic and monocytic series. The effect of inducers on sublines derived from the original K-562 cell line have been reviewed by Koeffler and Golde. Karyological studies on various K-562 sublines have been classified into three groups (A,B,C) by Dimery, et al. The strain obtained by the ATCC most closely resembles the B population. Occurrence of the Philadelphia chromosome, however, was of much lower frequency; none detected in 15 metaphases examined. The line is EBNA negative.



### References

References and other information relating to this product are available online at [www.atcc.org](http://www.atcc.org).



### Biosafety Level: 1

Appropriate safety procedures should always be used with this material. Laboratory safety is discussed in the current publication of the *Biosafety in Microbiological and Biomedical Laboratories* from the U.S. Department of Health and Human Services Centers for Disease Control and Prevention and National Institutes for Health.

### ATCC Warranty

The viability of ATCC® products is warranted for 30 days from the date of shipment, and is valid only if the product is stored and cultured according to the information included on this product information sheet. ATCC lists the media formulation that has been found to be effective for this strain. While other, unspecified media may also produce satisfactory results, a change in media or the absence of an additive from the ATCC recommended media may affect recovery, growth and/or function of this strain. If an alternative medium formulation is used, the ATCC warranty for viability is no longer valid.

### Disclaimers

American Type Culture Collection  
PO Box 1549  
Manassas, VA 20108 USA  
[www.atcc.org](http://www.atcc.org)

800.638.6597 or 703.365.2700  
Fax: 703.365.2750  
Email: [Tech@atcc.org](mailto:Tech@atcc.org)


Or contact your local distributor



Product Sheet


**K-562 (ATCC® CCL-243™)**

**Please read this FIRST**



Storage Temp.  
**liquid nitrogen**  
**vapor phase**

---



Biosafety Level  
**1**

**Intended Use**

This product is intended for research use only. It is not intended for any animal or human therapeutic or diagnostic use.

**Complete Growth Medium**

The base medium for this cell line is ATCC-formulated Iscove's Modified Dulbecco's Medium, Catalog No. 30-2005. To make the complete growth medium, add the following components to the base medium: fetal bovine serum to a final concentration of 10%.

**Citation of Strain**

If use of this culture results in a scientific publication, it should be cited in that manuscript in the following manner: K-562 (ATCC® CCL-243™)

This product is intended for laboratory research purposes only. It is not intended for use in humans. While ATCC uses reasonable efforts to include accurate and up-to-date information on this product sheet, ATCC makes no warranties or representations as to its accuracy. Citations from scientific literature and patents are provided for informational purposes only. ATCC does not warrant that such information has been confirmed to be accurate. This product is sent with the condition that you are responsible for its safe storage, handling, and use. ATCC is not liable for any damages or injuries arising from receipt and/or use of this product. While reasonable effort is made to insure authenticity and reliability of strains on deposit, ATCC is not liable for damages arising from the misidentification or misrepresentation of cultures. Please see the enclosed Material Transfer Agreement (MTA) for further details regarding the use of this product. The MTA is also available on our Web site at [www.atcc.org](http://www.atcc.org)

Additional information on this culture is available on the ATCC web site at [www.atcc.org](http://www.atcc.org).  
© ATCC 2014. All rights reserved. ATCC is a registered trademark of the American Type Culture Collection. [08/21]

American Type Culture Collection  
PO Box 1549  
Manassas, VA 20108 USA  
[www.atcc.org](http://www.atcc.org)

800.638.6597 or 703.365.2700  
Fax: 703.365.2750  
Email: [Tech@atcc.org](mailto:Tech@atcc.org)

Or contact your local distributor