





Product Sheet

Trypanosoma brucei brucei (ATCC® PRA-377™)

Please read this FIRST



Storage Temp.
Frozen: -70°C or colder
Freeze-Dried: 2°C to 8°C
Live Culture: See Protocols Section



Biosafety Level
2

Intended Use

This product is intended for research use only. It is not intended for any animal or human therapeutic or diagnostic use.

Citation of Strain

If use of this culture results in a scientific publication, it should be cited in that manuscript in the following manner: *Trypanosoma brucei brucei* (ATCC® PRA-377™)

American Type Culture Collection
PO Box 1549
Manassas, VA 20108 USA
www.atcc.org

800.638.6597 or 703.365.2700
Fax: 703.365.2750
Email: Tech@atcc.org

Or contact your local distributor

Description

Strain Designation: TREU 927/4 (GUTat 10.1)

Depositor: J Donelson

Isolation: Clone derived from GPAL/KE/70/EATRO 1534 isolate, tsetse fly, Kenya, 1970

Propagation

Growth Conditions

Temperature: 27°C

Medium

ATCC® Medium 2831: SDM-79 Medium

ATCC® Medium 431: Trypanosome medium

Instructions for Complete Medium

Media: ATCC® Medium 2831: SDM-79 Medium

Alternate media: ATCC® Medium 431: Trypanosome medium

Protocols

Storage and Culture Initiation

Frozen ampules packed in dry ice should either be thawed immediately or stored in liquid nitrogen. If liquid nitrogen storage facilities are not available, frozen ampules may be stored at or below -70°C for approximately one week. **Do not under any circumstance store frozen ampules at refrigerator freezer temperatures (generally -20°C).** Storage of frozen material at this temperature will result in the death of the culture.

1. To thaw a frozen ampule, place in a 35°C water bath, until thawed (2-3 min). Immerse the ampule just sufficiently to cover the frozen material. Do not agitate the ampule.
2. Immediately after thawing, aseptically transfer contents to a T-25 tissue culture flask containing 10.0 mL of growth medium. Incubate at 27°C with the cap screwed on tightly.

Culture Maintenance

1. Agitate a culture at or near peak density and aseptically transfer 0.5-1 mL to a new tissue culture flask with fresh growth medium.
2. Incubate at 27°C with the cap screwed on tightly.
3. Transfer the culture every 3-7 days as described in steps 1-2. The transfer interval will depend on the quantity of the inoculum and the quality of the medium. This should be empirically determined by examining the culture on a daily basis until the growth cycle has stabilized.

Cryopreservation

Harvest and Preservation


1. Harvest cells from a culture which is at or near peak density by centrifugation at ~800 x g for 5 min.
2. Adjust concentration of cells to 0.5–1.0 x 10⁷/mL in fresh growth medium. If the concentration is too low, centrifuge at ~800 x g for 5 minutes and resuspend the cell pellet with a volume of supernatant to yield the desired concentration.
3. While cells are centrifuging, prepare a 20% (v/v) solution of sterile glycerol in fresh growth medium.
4. Mix the cell preparation and the glycerol solution in equal portions. The final concentration will be 2.5-5 x 10⁶ cells/mL in 10% glycerol. The time from the mixing of the cell preparation and glycerol stock solution before the freezing process is begun should be no less than 15 min and no more than 30 min.
5. Dispense in 0.5 mL aliquots into 1.0 - 2.0 mL sterile plastic screw-capped cryovials.
6. Place the ampules in a Nalgene 1°C freezing apparatus. Place the apparatus at -80°C for 1.5 to 2 hours and then plunge ampules into liquid nitrogen. (The cooling rate in this apparatus is approximately -1°C/min.) If freezing unit can compensate for the heat of fusion, maintain rate at -1°C/min through heat of fusion. At -40°C, plunge ampules into liquid nitrogen.
7. Store in either the vapor or liquid phase of a nitrogen refrigerator.
8. To thaw a frozen ampule, place it in a 35°C water bath such that the lip of the ampule remains above the water line. Thawing time is approximately 2 to 3 minutes. Do not agitate the ampule. Do not leave ampule in water bath after it is thawed.
9. Remove the vial from the water bath immediately after thawing. Aseptically transfer the contents of the ampule into 10 mL of fresh growth medium.




Product Sheet

Trypanosoma brucei brucei (ATCC® PRA-377™)

Please read this **FIRST**



Storage Temp.
Frozen: -70°C or colder
Freeze-Dried: 2°C to 8°C
Live Culture: See Protocols Section



Biosafety Level
2

Intended Use

This product is intended for research use only. It is not intended for any animal or human therapeutic or diagnostic use.

Citation of Strain

If use of this culture results in a scientific publication, it should be cited in that manuscript in the following manner: *Trypanosoma brucei brucei* (ATCC® PRA-377™)

10. Incubate the flask at 27°C with the cap screwed on tightly.
11. Maintain as described above.



References

References and other information relating to this product are available online at www.atcc.org.



Biosafety Level: 2

Appropriate safety procedures should always be used with this material. Laboratory safety is discussed in the current publication of the *Biosafety in Microbiological and Biomedical Laboratories* from the U.S. Department of Health and Human Services Centers for Disease Control and Prevention and National Institutes for Health.

ATCC Warranty

The viability of ATCC® products is warranted for 30 days from the date of shipment, and is valid only if the product is stored and cultured according to the information included on this product information sheet. ATCC lists the media formulation that has been found to be effective for this strain. While other, unspecified media may also produce satisfactory results, a change in media or the absence of an additive from the ATCC recommended media may affect recovery, growth and/or function of this strain. If an alternative medium formulation is used, the ATCC warranty for viability is no longer valid.

Disclaimers

This product is intended for laboratory research purposes only. It is not intended for use in humans.

While ATCC uses reasonable efforts to include accurate and up-to-date information on this product sheet, ATCC makes no warranties or representations as to its accuracy. Citations from scientific literature and patents are provided for informational purposes only. ATCC does not warrant that such information has been confirmed to be accurate.

This product is sent with the condition that you are responsible for its safe storage, handling, and use. ATCC is not liable for any damages or injuries arising from receipt and/or use of this product. While reasonable effort is made to insure authenticity and reliability of strains on deposit, ATCC is not liable for damages arising from the misidentification or misrepresentation of cultures.

Please see the enclosed Material Transfer Agreement (MTA) for further details regarding the use of this product. The MTA is also available on our Web site at www.atcc.org

Additional information on this culture is available on the ATCC web site at www.atcc.org.

© ATCC 2014. All rights reserved. ATCC is a registered trademark of the American Type Culture Collection. [04/08]

American Type Culture Collection
PO Box 1549
Manassas, VA 20108 USA
www.atcc.org

800.638.6597 or 703.365.2700
Fax: 703.365.2750
Email: Tech@atcc.org

Or contact your local distributor