




Product Sheet


Chlamydia muridarum

Everett et al. (ATCC® VR-123™)

Please read this **FIRST**



Storage Temp.
-70°C or colder



Biosafety Level
2

Intended Use

This product is intended for research use only. It is not intended for any animal or human therapeutic or diagnostic use.

Citation of Strain

If use of this culture results in a scientific publication, it should be cited in that manuscript in the following manner: *Chlamydia muridarum* Everett et al. (ATCC® VR-123™)

American Type Culture Collection
PO Box 1549
Manassas, VA 20108 USA
www.atcc.org

800.638.6597 or 703.365.2700
Fax: 703.365.2750
Email: Tech@atcc.org

Or contact your local distributor

Description

Strain: Mouse Pneumonitis strain Nigg II

Classification: Chlamydiaceae

Original Source:

Normal mice, 1939

Depositor: FB Gordon, J Schachter

Batch-Specific Information

Refer to the Certificate of Analysis for batch-specific test results.

Propagation

Propagation Host:

McCoy cells (ATCC CRL-1696)

chicken embryo, yolk sac, mouse, i.n. inoculation

Effect on Host:

Intracellular inclusion bodies visualized by fluorescent staining with genus or species specific conjugated antibodies

Growth Conditions

Recommendations for Infection: 48 hours at 37°C in McCoy cells (ATCC CRL-1696)

Comments

Although this agent is not known to be pathogenic for humans, it should be handled with care. This holding has tested positive for Mycoplasma contamination. Mice receiving 1:100 dilution i.n. of infected y.s. occasionally develop pneumonia and die. The Nigg II strain was first deposited by F.B. Gordon as yolk-sac adapted material. It was subsequently redeposited as tissue culture adapted material by J. Schachter. Add glassbeads and vortex preparation to disrupt cells. Infect monolayer with disrupted material. Centrifuge at 3000 x rpm (750 x g) for 1 hour. Feed with fresh growth medium containing 1-2 µg/mL cycloheximide. Incubate at 37°C for 48 hours.

References

References and other information relating to this product are available online at www.atcc.org.

Key Abbreviations

CE, chicken embryo

i.n., intranasal

M, mouse

TC, tissue culture

TCID₅₀, median tissue culture infective dose

y.s., yolk sac

Biosafety Level: 2

Appropriate safety procedures should always be used with this material. Laboratory safety is discussed in the current publication of the *Biosafety in Microbiological and Biomedical Laboratories* from the U.S. Department of Health and Human Services Centers for Disease Control and Prevention and National Institutes for Health.

ATCC Warranty

The viability of ATCC® products is warranted for 30 days from the date of shipment, and is valid only if the product is stored and cultured according to the information included on this product information sheet. ATCC lists the media formulation that has been found to be effective for this strain. While other, unspecified media may also produce satisfactory results, a change in media or the absence of an additive from the ATCC recommended media may affect recovery, growth and/or function of this strain. If an alternative medium formulation is used, the ATCC warranty for viability is no longer valid.




Product Sheet


Chlamydia muridarum

Everett et al. (ATCC® VR-123™)

Please read this FIRST



Storage Temp.
-70°C or colder



Biosafety Level
2

Intended Use

This product is intended for research use only. It is not intended for any animal or human therapeutic or diagnostic use.

Citation of Strain

If use of this culture results in a scientific publication, it should be cited in that manuscript in the following manner: *Chlamydia muridarum* Everett et al. (ATCC® VR-123™)

Disclaimers

This product is intended for laboratory research purposes only. It is not intended for use in humans.

While ATCC uses reasonable efforts to include accurate and up-to-date information on this product sheet, ATCC makes no warranties or representations as to its accuracy. Citations from scientific literature and patents are provided for informational purposes only. ATCC does not warrant that such information has been confirmed to be accurate.

This product is sent with the condition that you are responsible for its safe storage, handling, and use. ATCC is not liable for any damages or injuries arising from receipt and/or use of this product. While reasonable effort is made to insure authenticity and reliability of strains on deposit, ATCC is not liable for damages arising from the misidentification or misrepresentation of cultures.

Please see the enclosed Material Transfer Agreement (MTA) for further details regarding the use of this product. The MTA is also available on our Web site at www.atcc.org

Additional information on this culture is available on the ATCC web site at www.atcc.org.

© ATCC 2012. All rights reserved. ATCC is a registered trademark of the American Type Culture Collection. [12/05]

American Type Culture Collection
PO Box 1549
Manassas, VA 20108 USA
www.atcc.org

800.638.6597 or 703.365.2700
Fax: 703.365.2750
Email: Tech@atcc.org

Or contact your local distributor