




Product Sheet


# *Chlamydomphila pneumoniae* (ATCC® VR-1356™)

Please read this **FIRST**



Storage Temp.  
**-70°C or colder**

---



Biosafety Level  
**2**

## Intended Use

This product is intended for research use only. It is not intended for any animal or human therapeutic or diagnostic use.

## Citation of Strain

If use of this culture results in a scientific publication, it should be cited in that manuscript in the following manner: *Chlamydomphila pneumoniae* (ATCC® VR-1356™)

American Type Culture Collection  
PO Box 1549  
Manassas, VA 20108 USA  
[www.atcc.org](http://www.atcc.org)

800.638.6597 or 703.365.2700  
Fax: 703.365.2750  
Email: [Tech@atcc.org](mailto:Tech@atcc.org)

Or contact your local distributor

## Description

**Strain:** TWAR strain 2023  
**Classification:** *Chlamydiaceae*, *Chlamydomphila*  
**Original Source:**  
nasopharynx of human patient with pneumonia  
**Depositor:** MR Hammerschlag

## Batch-Specific Information

Refer to the Certificate of Analysis for batch-specific test results.

## Propagation

**Propagation Host:**  
HEp-2 cells (ATCC CCL-23)  
Human; human cell lines; HeLa 229 cells (ATCC CCL-2.1)

**Effect on Host:**  
Intracellular inclusion bodies visualized by fluorescent staining with genus or species specific conjugated antibodies

**Medium:**  
Agent growth medium: DMEM (4.5 mg/mL glucose) + 10% prescreened FBS (Biowhittaker 14-02E) + 2mg/mL Cycloheximide + 10mM HEPES

## Growth Conditions

**Incubation:** 2-3 days at 37°C in HEp-2 cells (ATCC CCL-23)

## Comments

Note that activities with high potential for aerosol production require BSL 3 facilities and practices. This preparation has tested positive for mycoplasma contamination. Forms intracellular inclusions which will react with specific anti-*C. pneumoniae* monoclonal antibodies and monoclonal antibodies directed against the chlamydia LPS. Inclusions will not stain with iodine or monoclonal antibodies directed against the MOMP of *C. trachomatis*. Suggested protocol for propagation: Add glassbeads and vortex preparation to disrupt cells. Infect monolayer with disrupted material. Centrifuge at 3000 x rpm (750 x g) for 1 hour. Feed with fresh growth medium containing FBS prescreened for Chlamydia antibodies and 1-2 µg/mL cycloheximide. Incubate at 35°C for 72 hours.

## References

References and other information relating to this product are available online at [www.atcc.org](http://www.atcc.org).

## Key Abbreviations


AR-39, TWAR Chlamydia strain  
BSL, Biosafety Level  
CDC, Centers for Disease Control and Prevention  
CO<sub>2</sub>(CO2), carbon dioxide  
DMEM, Dulbecco's Modified Eagles Medium  
FA, fluorescent antibody  
FBS, fetal bovine serum  
g, acceleration of gravity  
HeLa, human cervical carcinoma cells  
HEp-2, human laryngeal tumor cells  
HEPES, N-(2-Hydroxyethyl)piperazine-N'-(2-ethanesulfonic acid)  
LPS, lipopolysaccharide  
M, Molar  
MAB, monoclonal antibody  
MOMP, major outer membrane protein  
mg(ug), microgram  
mM(uM), micromolar



Product Sheet


# *Chlamydomphila pneumoniae* (ATCC® VR-1356™)

Please read this **FIRST**



Storage Temp.  
**-70°C or colder**

---



Biosafety Level  
**2**

## Intended Use

This product is intended for research use only. It is not intended for any animal or human therapeutic or diagnostic use.

## Citation of Strain

If use of this culture results in a scientific publication, it should be cited in that manuscript in the following manner: *Chlamydomphila pneumoniae* (ATCC® VR-1356™)

mg, milligram  
mL, milliliter  
mM, millimolar  
rpm, revolutions per minute  
SMM, special maintenance medium  
TC, tissue culture  
TCID<sub>50</sub>(TCID[50]), The Tissue Culture Infectious Dose  
50% endpoint is the 50% infectious endpoint in cell culture. The TCID<sub>50</sub> is the dilution of agent that under the conditions of the assay can be expected to infect 50% of the culture vessels inoculated, just as a Lethal Dose 50% (LD<sub>50</sub>) is expected to kill half of the animals exposed. A reciprocal of the dilution required to yield the TCID<sub>50</sub> provides a measure of the titer (or infectivity) of an agent preparation.  
TW-183, TWAR Chlamydia strain  
TWAR, Taiwan Acute Respiratory



## Biosafety Level: 2

Appropriate safety procedures should always be used with this material. Laboratory safety is discussed in the current publication of the *Biosafety in Microbiological and Biomedical Laboratories* from the U.S. Department of Health and Human Services Centers for Disease Control and Prevention and National Institutes for Health.

## ATCC Warranty

The viability of ATCC® products is warranted for 30 days from the date of shipment, and is valid only if the product is stored and cultured according to the information included on this product information sheet. ATCC lists the media formulation that has been found to be effective for this strain. While other, unspecified media may also produce satisfactory results, a change in media or the absence of an additive from the ATCC recommended media may affect recovery, growth and/or function of this strain. If an alternative medium formulation is used, the ATCC warranty for viability is no longer valid.

## Disclaimers

This product is intended for laboratory research purposes only. It is not intended for use in humans.

While ATCC uses reasonable efforts to include accurate and up-to-date information on this product sheet, ATCC makes no warranties or representations as to its accuracy. Citations from scientific literature and patents are provided for informational purposes only. ATCC does not warrant that such information has been confirmed to be accurate.

This product is sent with the condition that you are responsible for its safe storage, handling, and use. ATCC is not liable for any damages or injuries arising from receipt and/or use of this product. While reasonable effort is made to insure authenticity and reliability of strains on deposit, ATCC is not liable for damages arising from the misidentification or misrepresentation of cultures.

Please see the enclosed Material Transfer Agreement (MTA) for further details regarding the use of this product. The MTA is also available on our Web site at [www.atcc.org](http://www.atcc.org)

Additional information on this culture is available on the ATCC web site at [www.atcc.org](http://www.atcc.org).

© ATCC 2013. All rights reserved. ATCC is a registered trademark of the American Type Culture Collection. [02/02]

American Type Culture Collection  
PO Box 1549  
Manassas, VA 20108 USA  
[www.atcc.org](http://www.atcc.org)

800.638.6597 or 703.365.2700  
Fax: 703.365.2750  
Email: [Tech@atcc.org](mailto:Tech@atcc.org)

Or contact your local distributor