





Product Sheet

Clostridium perfringens (ATCC® 13124-MINI-PACK™)

Please read this FIRST



Storage Temp.
-70°C or colder,
store upright



Biosafety Level
2

Intended Use

This product is intended for research use only. It is not intended for any animal or human therapeutic or diagnostic use.

Citation of Strain

If use of this culture results in a scientific publication, it should be cited in that manuscript in the following manner: *Clostridium perfringens* (ATCC® 13124-MINI-PACK™)

American Type Culture Collection
PO Box 1549
Manassas, VA 20108 USA
www.atcc.org

800.638.6597 or 703.365.2700
Fax: 703.365.2750
Email: Tech@atcc.org

Or contact your local distributor

Description

Designation: NCTC 8237 [ATCC 19408, CIP 103 409, CN 1491, NCIB 6125, NCTC 6125, S 107]

Deposited Name: *Clostridium perfringens* (Veillon and Zuber) Hauduroy et al.

Product Description: ATCC® 13124-MINI-PACK™ consists of 6 ready-to-use vials of ATCC® 13124™ frozen in 200 µL of glycerol stock, eliminating the need to rehydrate and culture the strain prior to use. Each vial is provided with a 2-D barcode for easy storage and tracking, as well as peel-off labels for fast and reliable recordkeeping.

Propagation

Medium

ATCC® Medium 2107: Modified Reinforced Clostridial

ATCC® Medium 260: Trypticase soy agar/broth with defibrinated sheep blood

Growth Conditions

Temperature: 37°C

Atmosphere: Anaerobic

Propagation Procedure

Frozen mini-cryovials packed in dry ice should either be thawed immediately for use or stored at or below -70°C until the expiration date printed on the label. Storage at -20°C may affect the growth and viability of the culture.

1. Thaw the bacterial strain upright using gentle agitation in a 25°C to 30°C water bath. Thawing will be rapid; approximately 2-3 minutes or until all ice crystals have melted.
2. Immediately after thawing, wipe down the mini-cryovial with 70% ethanol. Under anaerobic conditions, aseptically transfer the entire contents to a 5-6 mL tube of #2107 broth or directly inoculate an agar slant. Best practice dictates the use of pre-reduced media.
3. Streak several Brucella agar plates to check for colony morphology and a blood agar plate for purity.
4. Discard the empty vial. Do not refreeze any unused portion as it will result in a loss of viability.
5. Incubate at 37°C for 24-48 hours. Incubate Brucella agar plates anaerobically for colony formation and the blood agar plate aerobically for contamination check. Within 48 hours, growth should be evident by turbidity in the broth and by colonies on the anaerobic agar surfaces. No growth should occur on agar plates incubated aerobically.

ANAEROBIC CONDITIONS:

Anaerobic conditions for transfer may be obtained by either of the following:

- Use of an anaerobic gas chamber, or
- Placement of test tubes under a gassing cannula system connected to anaerobic gas

Anaerobic conditions for incubation may be obtained by any of the following:

- Loose screw caps on test tubes in anaerobic chamber,
- Loose screw caps on test tubes in an activated anaerobic gas pack jar, or
- Use of sterile butyl rubber stoppers on test tubes so that an anaerobic gas headspace is retained.

Notes

Anaerobe Systems Brucella Blood Agar plates (AS-111 or AS-141) are recommended for analyzing colony morphology.

The presence of *cpa* and *pfoA* genes was confirmed by PCR.

Purified genomic DNA of this strain is available as ATCC® 13124D-5™.

Additional information on this culture is available on the ATCC® web site at www.atcc.org.

References

References and other information relating to this product are available online at www.atcc.org.

Biosafety Level: 2



Appropriate safety procedures should always be used with this material. Laboratory safety is discussed in the current publication of the *Biosafety in Microbiological and Biomedical Laboratories* from the U.S. Department of Health and Human Services Centers for Disease Control and Prevention and National Institutes for Health.



Product Sheet

Clostridium perfringens (ATCC® 13124-MINI-PACK™)

Please read this FIRST

	Storage Temp. -70°C or colder, store upright
	Biosafety Level 2

Intended Use

This product is intended for research use only. It is not intended for any animal or human therapeutic or diagnostic use.

Citation of Strain

If use of this culture results in a scientific publication, it should be cited in that manuscript in the following manner: *Clostridium perfringens* (ATCC® 13124-MINI-PACK™)

ATCC Warranty

ATCC® products are warranted for 30 days from the date of shipment, and this warranty is valid only if the product is stored and handled according to the information included on this product information sheet. If the ATCC® product is a living cell or microorganism, ATCC lists the media formulation that has been found to be effective for this product. While other, unspecified media may also produce satisfactory results, a change in media or the absence of an additive from the ATCC recommended media may affect recovery, growth and/or function of this product. If an alternative medium formulation is used, the ATCC warranty for viability is no longer valid.

Disclaimers

This product is intended for laboratory research purposes only. It is not intended for use in humans.

While ATCC uses reasonable efforts to include accurate and up-to-date information on this product sheet, ATCC makes no warranties or representations as to its accuracy. Citations from scientific literature and patents are provided for informational purposes only. ATCC does not warrant that such information has been confirmed to be accurate.

This product is sent with the condition that you are responsible for its safe storage, handling, and use. ATCC is not liable for any damages or injuries arising from receipt and/or use of this product. While reasonable effort is made to insure authenticity and reliability of materials on deposit, ATCC is not liable for damages arising from the misidentification or misrepresentation of such materials.

Please see the enclosed Material Transfer Agreement (MTA) for further details regarding the use of this product. The MTA is also available on our Web site at www.atcc.org

Additional information on this culture is available on the ATCC web site at www.atcc.org.

© ATCC 2019. All rights reserved. ATCC is a registered trademark of the American Type Culture Collection. [10/01]

American Type Culture Collection
PO Box 1549
Manassas, VA 20108 USA
www.atcc.org

800.638.6597 or 703.365.2700
Fax: 703.365.2750
Email: Tech@atcc.org

Or contact your local distributor