




Product Sheet


# *Fingoldia magna* (ATCC® 29328™)

## Please read this FIRST



Storage Temp.  
**2°C to 8°C**

---



Biosafety Level  
**1**

## Intended Use

This product is intended for research use only. It is not intended for any animal or human therapeutic or diagnostic use.

## Citation of Strain

If use of this culture results in a scientific publication, it should be cited in that manuscript in the following manner: *Fingoldia magna* (ATCC® 29328™)

American Type Culture Collection  
PO Box 1549  
Manassas, VA 20108 USA  
[www.atcc.org](http://www.atcc.org)

800.638.6597 or 703.365.2700  
Fax: 703.365.2750  
Email: [Tech@atcc.org](mailto:Tech@atcc.org)

Or contact your local distributor

## Description

**Designation:** WAL2508 [DSM 20470]

**Deposited Name:** *Peptococcus magnus* (Prevot) Holdeman and Moore

**Product Description:** Formerly *Peptostreptococcus magnus*. Quality control strain for MicroScan™ products.

## Propagation

### Medium

ATCC® Medium 2107: Modified Reinforced Clostridial

ATCC® Medium 260: Trypticase soy agar/broth with defibrinated sheep blood

### Growth Conditions

**Temperature:** 37°C

**Atmosphere:** Anaerobic

### Propagation Procedure

1. Open vial according to enclosed instructions.
2. Under anaerobic conditions, withdraw 0.5 mL of the appropriate medium from a single test tube (5 to 6 mL) and rehydrate the entire vial contents.
3. Aseptically transfer this aliquot back into the broth tube. Additional tubes and an anaerobic #260 agar plate may be inoculated with 0.5 mL each from the suspension. Streak onto an additional blood plate and incubate aerobically to check for purity.
4. Incubate tubes and one #260 plate under an anaerobic atmosphere at 37°C.

### ANAEROBIC CONDITIONS:

- Tubes of media are placed under a gassing cannula system hooked to a source of oxygen-free gas.
- All transfers are performed while the test tubes are on the cannula system with a gentle stream of oxygen free gas flowing through the system.
- As the test tubes are removed from the cannula system each is sealed with butyl rubber stopper thus maintaining the anaerobic headspace.

## Notes

Within 24 to 48 hours, growth should be evident by slight turbidity in the broth tube. No growth should occur on agar plates incubated aerobically.

Anaerobe Systems Brucella Blood Agar plates (AS-111 or AS-141) are recommended for analyzing colony morphology and purity.

Additional information on this culture is available on the ATCC® web site at [www.atcc.org](http://www.atcc.org).

## References

References and other information relating to this product are available online at [www.atcc.org](http://www.atcc.org).

## Biosafety Level: 1

Appropriate safety procedures should always be used with this material. Laboratory safety is discussed in the current publication of the *Biosafety in Microbiological and Biomedical Laboratories* from the U.S. Department of Health and Human Services Centers for Disease Control and Prevention and National Institutes for Health.

## ATCC Warranty

ATCC® products are warranted for 30 days from the date of shipment, and this warranty is valid only if the product is stored and handled according to the information included on this product information sheet. If the ATCC® product is a living cell or microorganism, ATCC lists the media formulation that has been found to be effective for this product. While other, unspecified media may also produce satisfactory results, a change in media or the absence of an additive from the ATCC recommended media may affect recovery, growth and/or function of this product. If an alternative medium formulation is used, the ATCC warranty for viability is no longer valid.

## Disclaimers





Product Sheet

# ***Finegoldia magna* (ATCC® 29328™)**

---

## **Please read this FIRST**

	Storage Temp. <b>2°C to 8°C</b>
-----	
	Biosafety Level <b>1</b>

---

## **Intended Use**

This product is intended for research use only. It is not intended for any animal or human therapeutic or diagnostic use.

---

## **Citation of Strain**

If use of this culture results in a scientific publication, it should be cited in that manuscript in the following manner: *Finegoldia magna* (ATCC® 29328™)

This product is intended for laboratory research purposes only. It is not intended for use in humans. While ATCC uses reasonable efforts to include accurate and up-to-date information on this product sheet, ATCC makes no warranties or representations as to its accuracy. Citations from scientific literature and patents are provided for informational purposes only. ATCC does not warrant that such information has been confirmed to be accurate.

This product is sent with the condition that you are responsible for its safe storage, handling, and use. ATCC is not liable for any damages or injuries arising from receipt and/or use of this product. While reasonable effort is made to insure authenticity and reliability of materials on deposit, ATCC is not liable for damages arising from the misidentification or misrepresentation of such materials.

Please see the enclosed Material Transfer Agreement (MTA) for further details regarding the use of this product. The MTA is also available on our Web site at [www.atcc.org](http://www.atcc.org)

Additional information on this culture is available on the ATCC web site at [www.atcc.org](http://www.atcc.org).

© ATCC 2021. All rights reserved. ATCC is a registered trademark of the American Type Culture Collection. [01/01]

American Type Culture Collection  
PO Box 1549  
Manassas, VA 20108 USA  
[www.atcc.org](http://www.atcc.org)

800.638.6597 or 703.365.2700  
Fax: 703.365.2750  
Email: [Tech@atcc.org](mailto:Tech@atcc.org)

Or contact your local distributor