



Product Sheet

## HPV 43 clone 2A purified


plasmid DNA (ATCC®

40338™)

## human papilloma virus type


43

Please read this **FIRST**



Storage Temp.  
**Store vial at 4°C  
or lower**

---



Biosafety Level  
**1**

### Intended Use

This product is intended for research use only. It is not intended for any animal or human therapeutic or diagnostic use.

### Citation of Strain

If use of this culture results in a scientific publication, it should be cited in that manuscript in the following manner: *human papilloma virus type 43* (ATCC® 40338™)

### Shipping Information

200 ng purified plasmid DNA, dried

American Type Culture Collection  
PO Box 1549  
Manassas, VA 20108 USA  
[www.atcc.org](http://www.atcc.org)

800.638.6597 or 703.365.2700  
Fax: 703.365.2750  
Email: [Tech@atcc.org](mailto:Tech@atcc.org)

Or contact your local distributor

### Description

This is a partial clone of human papilloma virus type 43 in the pT712 plasmid vector. The viral DNA was isolated from a hyperkeratotic lesion of the human vulva. The insert contains the following sites separated by (bp) (approx): BamHI - 925 - PstI - 300 - EcoRV - SphI - 300 - HindIII - 250 - NcoI - 425 - BglII - 475 - PstI - 500 - NcoI - 325 - PstI - 425 - HindIII - 800 - BglII - 500 - HindIII - 200 - PstI - 800 - BamHI.

The inserts of HPV43 clone 2A (ATCC# 40338) and HPV 43 clone 2B (ATCC# 40339) overlap for 1.55 kb. The insert can be used as a probe in diagnostic studies.

- U. S. Patent 4,849,334 dated July 18, 1989

**Designation:** HPV 43 clone 2A purified plasmid DNA

### Notes

Restriction digests of the clone gave the following sizes (in kb): BamHI - 6.2, 2.8.  
ATCC Staff

### Insert Information

**Insert size (kb):** 6.3

**Genome:** human papilloma virus type 43, partial

**DNA:** genomic

**Source:** DNA from hyperkeratotic lesion of the human vulva

**Insert ends:** BamHI

### Vector Information

**Total size of construct (kb):** 9.11

**Marker:** ampR

**Excise insert:** BamHI

**Vector:** pT712

**Vector type:** plasmid

**Vector size (kb):** 2.810

**Markers:** ampR

**Polylinker sites:** HindIII PstI Sall AccI HincII XbaI BamHI SmaI XmaI SstI EcoRI

**Construction:** pBR322, pUC12

**Features:**

**promoter:** T7 (phi10)

**replicon:** pMB1

**terminator:** none

**Vector ends:** BamHI

### Propagation

Rehydrate plasmid with water or TE buffer. Plasmid can be transformed into a suitable *Escherichia coli* host using standard protocols and then grown on LB + 50 µg/mL of ampicillin agar. Incubate cultures at 37°C. Isolate DNA using standard plasmid preparation procedures.

### References

References and other information relating to this product are available online at [www.atcc.org](http://www.atcc.org).

### Biosafety Level: 1

Appropriate safety procedures should always be used with this material. Laboratory safety is discussed in the current publication of the *Biosafety in Microbiological and Biomedical Laboratories* from the U.S. Department of Health and Human Services Centers for Disease Control and Prevention and National Institutes for Health.

### ATCC Warranty

The viability of ATCC® products is warranted for 30 days from the date of shipment, and is valid only if the product is stored and cultured according to the information included on this product information sheet. ATCC




Product Sheet

# HPV 43 clone 2A purified plasmid DNA (ATCC® 40338™)


## human papilloma virus type 43

### Please read this FIRST



Storage Temp.  
**Store vial at 4°C  
or lower**

---



Biosafety Level  
**1**

### Intended Use

This product is intended for research use only. It is not intended for any animal or human therapeutic or diagnostic use.

### Citation of Strain

If use of this culture results in a scientific publication, it should be cited in that manuscript in the following manner: *human papilloma virus type 43* (ATCC® 40338™)

### Shipping Information

200 ng purified plasmid DNA, dried

lists the media formulation that has been found to be effective for this strain. While other, unspecified media may also produce satisfactory results, a change in media or the absence of an additive from the ATCC recommended media may affect recovery, growth and/or function of this strain. If an alternative medium formulation is used, the ATCC warranty for viability is no longer valid.

### Disclaimers

This product is intended for laboratory research purposes only. It is not intended for use in humans.

While ATCC uses reasonable efforts to include accurate and up-to-date information on this product sheet, ATCC makes no warranties or representations as to its accuracy. Citations from scientific literature and patents are provided for informational purposes only. ATCC does not warrant that such information has been confirmed to be accurate.

This product is sent with the condition that you are responsible for its safe storage, handling, and use. ATCC is not liable for any damages or injuries arising from receipt and/or use of this product. While reasonable effort is made to insure authenticity and reliability of strains on deposit, ATCC is not liable for damages arising from the misidentification or misrepresentation of cultures.

Please see the enclosed Material Transfer Agreement (MTA) for further details regarding the use of this product. The MTA is also available on our Web site at [www.atcc.org](http://www.atcc.org)

Additional information on this culture is available on the ATCC web site at [www.atcc.org](http://www.atcc.org).

© ATCC 2013. All rights reserved. ATCC is a registered trademark of the American Type Culture Collection. [10/08]

American Type Culture Collection  
PO Box 1549  
Manassas, VA 20108 USA  
[www.atcc.org](http://www.atcc.org)

800.638.6597 or 703.365.2700  
Fax: 703.365.2750  
Email: [Tech@atcc.org](mailto:Tech@atcc.org)

Or contact your local distributor