




Product Sheet


# *Campylobacter jejuni* *subsp. jejuni* (ATCC® 700819™)

Please read this **FIRST**



Storage Temp.  
**Frozen: -80°C or colder**  
**Freeze-Dried: 2°C to 8°C**  
**Live Culture: See Propagation Section**

---



Biosafety Level  
**2**

## Intended Use

This product is intended for research use only. It is not intended for any animal or human therapeutic or diagnostic use.

## Citation of Strain

If use of this culture results in a scientific publication, it should be cited in that manuscript in the following manner: *Campylobacter jejuni subsp. jejuni* (ATCC® 700819™)

American Type Culture Collection  
PO Box 1549  
Manassas, VA 20108 USA  
[www.atcc.org](http://www.atcc.org)

800.638.6597 or 703.365.2700  
Fax: 703.365.2750  
Email: [Tech@atcc.org](mailto:Tech@atcc.org)

Or contact your local distributor

## Description

**Designation:** NCTC 11168

**Product Description:** Genome sequencing strain.

## Propagation

### Medium

ATCC® Medium 18: Trypticase Soy Agar/Broth

ATCC® Medium 260: Trypticase soy agar/broth with defibrinated sheep blood

### Growth Conditions

**Temperature:** 37°C

**Atmosphere:** Microaerophilic, 3-5% O<sub>2</sub> – 10% CO<sub>2</sub>

### Propagation Procedure

1. Open vial according to enclosed instructions or visit [www.atcc.org](http://www.atcc.org) for instructions.
2. Rehydrate the entire pellet with approximately 0.5 mL of #18 broth.
3. Aseptically transfer the entire contents to a 5-6 mL tube of #18 broth. Additional test tubes can be inoculated by transferring 0.5 mL of the primary broth tube to these secondary broth tubes.
4. Use several drops of the primary broth tube to inoculate a #260 plate and/or #260 agar slant.
5. Or, to obtain a biphasic culture, add several drops of the primary broth tube to a #260 agar slant. Best practice is to incubate these slants at an angle.
6. Incubate at 37°C under microaerophilic conditions for 48 hours. Use an anaerobe jar with an active catalyst and a microaerophilic gas generator pack or other acceptable method. All tubes and slants should be incubated with caps loosened.

## Notes

This is a slow growing organism that requires moist conditions for best growth. A biphasic culture will give the most rapid growth. Growth at the broth/agar interface of the biphasic slant should occur within one or two days.

The cells do not Gram stain well using traditional procedures. To obtain the best results, use a basic fuchsin counterstain in place of the safranin.

Storage at liquid nitrogen temperatures, with 10% sterile glycerol as the cryoprotectant, is recommended for long-term preservation.

Purified genomic DNA of this strain is available as ATCC® 700819D-5™.

Additional information on this culture is available on the ATCC® web site at [www.atcc.org](http://www.atcc.org).

## References

References and other information relating to this product are available online at [www.atcc.org](http://www.atcc.org).

## Biosafety Level: 2

Appropriate safety procedures should always be used with this material. Laboratory safety is discussed in the current publication of the *Biosafety in Microbiological and Biomedical Laboratories* from the U.S. Department of Health and Human Services Centers for Disease Control and Prevention and National Institutes for Health.

## ATCC Warranty

ATCC® products are warranted for 30 days from the date of shipment, and this warranty is valid only if the product is stored and handled according to the information included on this product information sheet. If the ATCC® product is a living cell or microorganism, ATCC lists the media formulation that has been found to be effective for this product. While other, unspecified media may also produce satisfactory results, a change in media or the absence of an additive from the ATCC recommended media may affect recovery, growth and/or function of this product. If an alternative medium formulation is used, the ATCC warranty for viability is no longer valid.

## Disclaimers

This product is intended for laboratory research purposes only. It is not intended for use in humans.



Product Sheet

***Campylobacter jejuni***  
***subsp. jejuni* (ATCC®**  
**700819™)**

While ATCC uses reasonable efforts to include accurate and up-to-date information on this product sheet, ATCC makes no warranties or representations as to its accuracy. Citations from scientific literature and patents are provided for informational purposes only. ATCC does not warrant that such information has been confirmed to be accurate.


This product is sent with the condition that you are responsible for its safe storage, handling, and use. ATCC is not liable for any damages or injuries arising from receipt and/or use of this product. While reasonable effort is made to insure authenticity and reliability of materials on deposit, ATCC is not liable for damages arising from the misidentification or misrepresentation of such materials.

Please see the enclosed Material Transfer Agreement (MTA) for further details regarding the use of this product. The MTA is also available on our Web site at [www.atcc.org](http://www.atcc.org)

Additional information on this culture is available on the ATCC web site at [www.atcc.org](http://www.atcc.org).  
© ATCC 2019. All rights reserved. ATCC is a registered trademark of the American Type Culture Collection. [10/01]


---

Please read this **FIRST**



Storage Temp.  
**Frozen: -80°C or colder**  
**Freeze-Dried: 2°C to 8°C**  
**Live Culture: See Propagation Section**

---



Biosafety Level  
**2**

---

**Intended Use**

This product is intended for research use only. It is not intended for any animal or human therapeutic or diagnostic use.

---

**Citation of Strain**

If use of this culture results in a scientific publication, it should be cited in that manuscript in the following manner: *Campylobacter jejuni subsp. jejuni* (ATCC® 700819™)

American Type Culture Collection  
PO Box 1549  
Manassas, VA 20108 USA  
[www.atcc.org](http://www.atcc.org)

800.638.6597 or 703.365.2700  
Fax: 703.365.2750  
Email: [Tech@atcc.org](mailto:Tech@atcc.org)

Or contact your local distributor