





Product Sheet

BJ-5ta (ATCC® CRL-4001™)

Please read this FIRST



Storage Temp.
**Liquid nitrogen
vapor phase**



Biosafety Level
1

Intended Use

This product is intended for research use only. It is not intended for any animal or human therapeutic or diagnostic use.

Complete Growth Medium

A 4:1 mixture of Dulbecco's medium and Medium 199 with supplements as follows :

4 parts of Dulbecco's Modified Eagle's Medium containing 4 mM L-glutamine, 4.5 g/L glucose and 1.5 g/L sodium bicarbonate

1 part of Medium 199

Supplemented with:

0.01 mg/ml hygromycin B

10% fetal bovine serum

Citation of Strain

If use of this culture results in a scientific publication, it should be cited in that manuscript in the following manner: BJ-5ta (ATCC® CRL-4001™)

American Type Culture Collection
PO Box 1549
Manassas, VA 20108 USA
www.atcc.org

800.638.6597 or 703.365.2700
Fax: 703.365.2750
Email: Tech@atcc.org

Or contact your local distributor

Description

Organism: *Homo sapiens*, human
Immortalization Method: hTERT expression
Tissue: Foreskin
Disease: Normal
Cell Type: Fibroblast immortalized with hTERT
Age: Neonatal
Gender: Male
Morphology: Fibroblast-like
Growth Properties: Adherent
DNA Profile:
Amelogenin: X,Y
CSF1PO: 10,12
D13S317: 8,9
D16S539: 9,13
D5S818: 12
D7S820: 11,12
THO1: 7,8
TPOX: 10,11
vWA: 16,18

Cytogenetic Analysis: This is a diploid human cell line of male origin with a modal chromosome number of 46 that occurred in 90% of the cells counted. The sex chromosomes, X and Y are both karyotypically normal.

Batch-Specific Information

Refer to the Certificate of Analysis for batch-specific test results.

SAFETY PRECAUTION

ATCC highly recommends that protective gloves and clothing always be used and a full face mask always be worn when handling frozen vials. It is important to note that some vials leak when submersed in liquid nitrogen and will slowly fill with liquid nitrogen. Upon thawing, the conversion of the liquid nitrogen back to its gas phase may result in the vessel exploding or blowing off its cap with dangerous force creating flying debris.

Unpacking & Storage Instructions

1. Check all containers for leakage or breakage.
2. Remove the frozen cells from the dry ice packaging and immediately place the cells at a temperature below -130°C, preferably in liquid nitrogen vapor, until ready for use.

Handling Procedure for Frozen Cells

To ensure the highest level of viability, thaw the vial and initiate the culture as soon as possible upon receipt. If storage of the frozen culture is necessary upon arrival, store the vial in liquid nitrogen vapor phase and NOT at -70°C. Storage at -70°C will result in loss of viability.

1. Prepare a 25 cm² or a 75 cm² culture flask containing the recommended complete culture medium. Prior to the addition of the vial contents, the vessel containing the growth medium should be placed in the incubator for at least 15 minutes to allow the medium to reach its normal pH (7.0 to 7.6) and to avoid excessive alkalinity of the medium during recovery of the cells.
2. Thaw the vial by gentle agitation in a 37°C water bath. To reduce the possibility of contamination, keep the O-ring and cap out of the water. Thawing should be rapid (approximately 2 minutes).
3. Remove the vial from the water bath as soon as the contents are thawed, and decontaminate by dipping in or spraying with 70% ethanol. All operations from this point on should be carried out under strict aseptic conditions.
4. Transfer the vial contents to a centrifuge tube containing 9.0 mL of complete culture medium and centrifuge the cell suspension at approximately 125 x g for 5 to 7 minutes.
5. Discard the supernatant and resuspend the cells in fresh growth medium (see the batch-specific information for the recommended dilution ratio). Add this suspension to the prepared culture vessel.
6. Incubate the culture at 37°C in a suitable incubator.
7. A 5% CO₂/95% air atmosphere is recommended if using the medium described on this product sheet.



Handling Procedure for Flask Cultures



Product Sheet

BJ-5ta (ATCC® CRL-4001™)

Please read this FIRST

	Storage Temp. Liquid nitrogen vapor phase
	Biosafety Level 1

Intended Use

This product is intended for research use only. It is not intended for any animal or human therapeutic or diagnostic use.

Complete Growth Medium

A 4:1 mixture of Dulbecco's medium and Medium 199 with supplements as follows :

4 parts of Dulbecco's Modified Eagle's Medium containing 4 mM L-glutamine, 4.5 g/L glucose and 1.5 g/L sodium bicarbonate

1 part of Medium 199

Supplemented with:

0.01 mg/ml hygromycin B

10% fetal bovine serum

Citation of Strain

If use of this culture results in a scientific publication, it should be cited in that manuscript in the following manner: BJ-5ta (ATCC® CRL-4001™)

American Type Culture Collection
PO Box 1549
Manassas, VA 20108 USA
www.atcc.org

800.638.6597 or 703.365.2700
Fax: 703.365.2750
Email: Tech@atcc.org

Or contact your local distributor

The flask was seeded with cells, incubated, and completely filled with medium at ATCC to prevent loss of cells during shipping.

1. Upon receipt visually examine the culture for macroscopic evidence of any microbial contamination. Using an inverted microscope (preferably equipped with phase-contrast optics), carefully check for any evidence of microbial contamination. Also check to determine if the majority of cells are still attached to the bottom of the flask; during shipping the cultures are sometimes handled roughly and many of the cells often detach and become suspended in the culture medium (but are still viable).
2. **If the cells are still attached**, aseptically remove all but 5 to 10 mL of the shipping medium. The shipping medium can be saved for reuse. Incubate the cells at 37°C with 5% CO₂ until they are ready to be subcultured.
3. **If the cells are not attached**, aseptically remove the entire contents of the flask and centrifuge at 125 x g for 5 to 10 minutes. Remove shipping medium and save. Resuspend the pelleted cells in 10 mL of this medium and add to 25-cm² flask. Recommended use of Corning® T-75 flasks (catalog #430641). Incubate at 37°C with 5% CO₂ until cells are ready to be subcultured.

Population Doubling Capacity

As part of our quality control, we have tested this cell line for its ability to grow for a minimum of 15 population doublings after recovery from cryopreservation. We have also compared its karyotype, telomerase expression level, growth rate, morphology and tissue-specific markers when first recovered from cryopreservation with that of cells at 10+ population doublings to ensure that there is no change in these parameters and that the cells are capable of extended proliferation.



Subculturing Procedure

Volumes are given for a 75 cm² flask. Recommended use of Corning® T-75 flasks (catalog #430641). Increase or decrease the amount of dissociation medium needed proportionally for culture vessels of other sizes.

1. Remove and discard culture medium.
2. Add 3.0 to 5.0 mL of 0.25% trypsin-0.53 mM EDTA solution to the flask and observe cells under an inverted microscope until the cell layer is dispersed (usually within 5 to 15 minutes).
Note: To avoid clumping do not hit or shake the flask while waiting for the cells to detach. Cells that are difficult to detach may be placed at 37°C to facilitate dispersal.
3. Add 6.0 to 10.0 mL of complete growth medium and aspirate cells by gently pipetting.
4. Add appropriate aliquots of the cell suspension to new culture vessels. An inoculum of 3 x 10³ to 5 x 10³ viable cells/cm² is recommended. Maintain cultures at a cell concentration between 8 x 10³ and 1 x 10⁴ cells/cm².
5. Subcultivation ratio: 1:2 to 1:3 twice weekly
6. Incubate cultures at 37°C.

Subcultivation Ratio: 1:2 to 1:3 twice weekly

Medium Renewal: every 2 to 3 days

Note: For more information on enzymatic dissociation and subculturing of cell lines consult Chapter 13 in *Culture Of Animal Cells: A Manual of Basic Technique* by R. Ian Freshney, 5th edition, published by Wiley-Liss, N.Y., 2005.



Cryopreservation Medium

Complete growth medium supplemented with an additional 60% fetal bovine serum and 10% DMSO. Store in liquid nitrogen vapor. Avoid immersing vials into liquid nitrogen.



References

References and other information relating to this product are available online at www.atcc.org.



Biosafety Level: 1

Appropriate safety procedures should always be used with this material. Laboratory safety is discussed in the current publication of the *Biosafety in Microbiological and Biomedical Laboratories* from the U.S. Department of Health and Human Services Centers for Disease Control and Prevention and National Institutes for Health.

ATCC Warranty


ATCC® products are warranted for 30 days from the date of shipment, and this warranty is valid only if the product is stored and handled according to the information included on this product information sheet. If the ATCC® product is a living cell or microorganism, ATCC lists the media formulation that has been found to be




Product Sheet

BJ-5ta (ATCC® CRL-4001™)

Please read this FIRST

	Storage Temp. Liquid nitrogen vapor phase

	Biosafety Level 1

Intended Use

This product is intended for research use only. It is not intended for any animal or human therapeutic or diagnostic use.

Complete Growth Medium

A 4:1 mixture of Dulbecco's medium and Medium 199 with supplements as follows :

- 4 parts of Dulbecco's Modified Eagle's Medium containing 4 mM L-glutamine, 4.5 g/L glucose and 1.5 g/L sodium bicarbonate
- 1 part of Medium 199

Supplemented with:

- 0.01 mg/ml hygromycin B
- 10% fetal bovine serum

Citation of Strain

If use of this culture results in a scientific publication, it should be cited in that manuscript in the following manner: BJ-5ta (ATCC® CRL-4001™)

effective for this product. While other, unspecified media may also produce satisfactory results, a change in media or the absence of an additive from the ATCC recommended media may affect recovery, growth and/or function of this product. If an alternative medium formulation is used, the ATCC warranty for viability is no longer valid.

Disclaimers

This product is intended for laboratory research purposes only. It is not intended for use in humans. While ATCC uses reasonable efforts to include accurate and up-to-date information on this product sheet, ATCC makes no warranties or representations as to its accuracy. Citations from scientific literature and patents are provided for informational purposes only. ATCC does not warrant that such information has been confirmed to be accurate.

This product is sent with the condition that you are responsible for its safe storage, handling, and use. ATCC is not liable for any damages or injuries arising from receipt and/or use of this product. While reasonable effort is made to insure authenticity and reliability of materials on deposit, ATCC is not liable for damages arising from the misidentification or misrepresentation of such materials.

Please see the enclosed Material Transfer Agreement (MTA) for further details regarding the use of this product. The MTA is also available on our Web site at www.atcc.org

Additional information on this culture is available on the ATCC web site at www.atcc.org.

© ATCC 2017. All rights reserved. ATCC is a registered trademark of the American Type Culture Collection. [08/10]

American Type Culture Collection
PO Box 1549
Manassas, VA 20108 USA
www.atcc.org

800.638.6597 or 703.365.2700
Fax: 703.365.2750
Email: Tech@atcc.org

Or contact your local distributor