





Product Sheet

Renal Epithelial Cell Basal Medium (ATCC® PCS-400-030™)

Please read this FIRST



Storage Temp.
2 to 8°C, protect from light



Biosafety Level
1

Shipping Information

room temperature

Description

Product Description: Renal Epithelial Cell Basal Medium is a sterile, phenol red-free, liquid tissue culture medium intended for use as one component in a complete ATCC® Primary Cell Solutions™ system. This system is designed to support epithelial cells (e.g., renal proximal tubule epithelial cells) derived from normal human kidney. Renal Epithelial Cell Basal Medium contains essential and non-essential amino acids, vitamins, other organic compounds, trace minerals and inorganic salts. To support the proliferation and plating efficiency of renal epithelial cells (e.g., Primary Renal Proximal Tubule Epithelial Cells, Normal, Human, ATCC PCS-400-010; Primary Renal Cortical Epithelial Cells, Normal, Human, ATCC PCS-400-011; Primary Renal Mixed Epithelial Cells, Normal, Human, ATCC PCS-400-012), Renal Cell Basal Medium must be supplemented with the Renal Epithelial Cell Growth Kit (ATCC PCS-400-040).

Using Renal Epithelial Cell Basal Medium supplemented with the Renal Epithelial Cell Growth Kit, the growth of renal epithelial cells is supported without the use of feeder layers, extracellular matrix proteins or other substrates.

Optional media supplements:

1. Gentamicin-Amphotericin B Solution (ATCC PCS-999-025)
2. Penicillin-Streptomycin-Amphotericin B Solution (ATCC PCS-999-002)
3. Phenol Red (ATCC PCS-999-001)

Volume: 485 mL

Directions for Use

1. Obtain one growth kit from the freezer; make sure that the caps of all components are tight.
2. Thaw the components of the growth kit just prior to adding them to the basal medium.
3. Obtain one bottle of Renal Cell Basal Medium (485 mL) from cold storage.
4. Decontaminate the external surfaces of all growth kit component vials and the basal medium bottle by spraying them with 70% ethanol.
5. Using aseptic technique and working in a laminar flow hood or biosafety cabinet, transfer the indicated volume of each growth kit component to the bottle of basal medium using a separate sterile pipette for each transfer.

Table 1. Renal Epithelial Cell Growth Kit Components

Component	Volume	Final Concentration
Fetal Bovine Serum (FBS)	2.5 mL	0.5%
Triiodothyronine	0.5 mL	10 nM
rh EGF	1.0 mL	10 ng/mL
Hydrocortisone Hemisuccinate	0.5 mL	100 ng/mL
rh Insulin	0.5 mL	5 mg/ml
Epinephrine	0.5 mL	1.0 mM
Transferrin	0.5 mL	5 mg/ml
L-Alanyl-L-Glutamine	6.0 mL	2.4 mM

Antimicrobials and phenol red are not required for proliferation but may be added if desired. The recommended volume of each **optional** component to be added to the complete media is summarized in Table 2.

Table 2. Addition of Antimicrobials/Antibiotics and Phenol Red (Optional)

Component	Volume	Final Concentration
Gentamicin-Amphotericin B Solution	0.5 mL	Gentamicin: 10 µg/mL Amphotericin B: 0.25 µg/mL
Penicillin-Streptomycin-Amphotericin B Solution	0.5 mL	Penicillin: 10 Units/mL Streptomycin: 10 µg/mL Amphotericin B: 25 ng/mL
Phenol Red	0.5 mL	33 µM

6. Tightly cap the bottle of complete growth medium and swirl the contents gently to assure a homogeneous solution. Do not shake forcefully to avoid foaming. Label and date the bottle.
7. Complete growth media should be stored in the dark at 2°C to 8°C (do not freeze). When stored under these conditions, complete media is stable for 30 days.

American Type Culture Collection
PO Box 1549
Manassas, VA 20108 USA
www.atcc.org

800.638.6597 or 703.365.2700
Fax: 703.365.2750
Email: Tech@atcc.org


Or contact your local distributor




Product Sheet

Renal Epithelial Cell Basal Medium (ATCC® PCS-400-030™)

Please read this FIRST



Storage Temp.
2 to 8°C, protect from light



Biosafety Level
1

Shipping Information

room temperature

Quality Control Specifications

Cell testing: Rate of proliferation and morphology.

pH: 7.5 ± 0.2

ATCC Warranty

The viability of ATCC® products is warranted for 30 days from the date of shipment, and is valid only if the product is stored and cultured according to the information included on this product information sheet. ATCC lists the media formulation that has been found to be effective for this strain. While other, unspecified media may also produce satisfactory results, a change in media or the absence of an additive from the ATCC recommended media may affect recovery, growth and/or function of this strain. If an alternative medium formulation is used, the ATCC warranty for viability is no longer valid.

Disclaimers

This product is intended for laboratory research purposes only. It is not intended for use in humans.

While ATCC uses reasonable efforts to include accurate and up-to-date information on this product sheet, ATCC makes no warranties or representations as to its accuracy. Citations from scientific literature and patents are provided for informational purposes only. ATCC does not warrant that such information has been confirmed to be accurate.

This product is sent with the condition that you are responsible for its safe storage, handling, and use. ATCC is not liable for any damages or injuries arising from receipt and/or use of this product. While reasonable effort is made to insure authenticity and reliability of strains on deposit, ATCC is not liable for damages arising from the misidentification or misrepresentation of cultures.

Please see the enclosed Material Transfer Agreement (MTA) for further details regarding the use of this product. The MTA is also available on our Web site at www.atcc.org

Additional information on this culture is available on the ATCC web site at www.atcc.org.

© ATCC 2017. All rights reserved. ATCC is a registered trademark of the American Type Culture Collection. [07/31]

American Type Culture Collection
PO Box 1549
Manassas, VA 20108 USA
www.atcc.org

800.638.6597 or 703.365.2700
Fax: 703.365.2750
Email: Tech@atcc.org

Or contact your local distributor