




Product Sheet


Giardia intestinalis (ATCC®) PRA-43™)

Please read this **FIRST**

Storage Temp.
Frozen Cultures:
-70°C for 1 week;
liquid N₂ vapor
for long term
storage


Freeze-dried Cultures:
2-8°C

Live Cultures:
See Protocols
section for
handling
information

 Biosafety Level
2

Intended Use

This product is intended for research use only. It is not intended for any animal or human therapeutic or diagnostic use.

Citation of Strain

If use of this culture results in a scientific publication, it should be cited in that manuscript in the following manner: *Giardia intestinalis* (ATCC® PRA-43™)

American Type Culture Collection
PO Box 1549
Manassas, VA 20108 USA
www.atcc.org

800.638.6597 or 703.365.2700
Fax: 703.365.2750
Email: Tech@atcc.org

Or contact your local distributor

Description

Strain Designation: EGY (CDC:1088:1)

Depositor: GS Visvesvara

Isolation: Human, Ismailia, Egypt, 1988

Propagation

Growth Conditions

Temperature: 35°C

Culture System: Axenic

Medium

ATCC® Medium 2695: Keister's Modified TYI-S-33

ATCC® Medium 2155: LYI Giardia Medium (filtered)

Instructions for Complete Medium

Medium: ATCC Medium 2695† (Quality controlled freeze-dried lots of this medium are commercially available as cat. no. PRA-2695)

†previously ATCC Medium 1404

Alternate Medium: ATCC Medium 2155 (Quality controlled freeze-dried lots of this medium are commercially available as cat. no. PRA-2155; some strains may not grow equally well in alternative media)

Protocols

Storage and Culture Initiation

Frozen ampules packed in dry ice should either be thawed immediately or stored in liquid nitrogen. If liquid nitrogen storage facilities are not available, frozen ampules may be stored at or below -70°C for approximately one week. **Do not under any circumstance store frozen ampules at refrigerator freezer temperatures (generally -20°C).** Storage of frozen material at this temperature will result in the death of the culture.

1. To thaw a frozen ampule, place it in a 35°C water bath, until thawed (2-3 min). Immerse the ampule just sufficient to cover the frozen material. Do not agitate the ampule.
2. Immediately after thawing, aseptically transfer contents to a screw-capped test tube containing 13 mL ATCC Medium 2695. Incubate the tube on a 15° horizontal slant at 35°C.

Culture Maintenance

1. When the culture has reached or is near peak density, place the tubes on ice for 10 minutes.
2. Gently invert the culture tube 10 times and aseptically transfer a 0.1-0.4 mL aliquot to a screw-capped test tube containing 13 mL ATCC Medium 2695.
3. Incubate the culture on a 15° horizontal slant at 35°C.
4. Transfer the culture every 3-4 days as described in steps 1-2. The transfer interval will depend on the size of the inoculum and the quality of the medium. This should be empirically determined by examining the culture on a daily basis until the growth cycle has stabilized. Do not allow the culture to overgrow. The culture crashes soon after reaching peak density.

Cryopreservation

Harvest and Preservation

1. Harvest cells from a culture that is at or near peak density. To detach cells from the wall of the culture tubes place on ice for 10 minutes. Invert tubes several times until the majority of the cells are in suspension. Centrifuge tubes at 800 x g for 5 minutes.
2. Adjust the concentration of cells to 2 x 10⁷/mL in fresh medium.
3. Before centrifuging prepare a 24% (v/v) solution of sterile DMSO in fresh medium containing 8% (w/v) sucrose. The solution is prepared as follows:
 - a. Add 1.05 g sucrose to 10 mL of fresh medium and filter sterilize through a 0.2 µm filter;
 - b. Add 2.4 mL of DMSO to an ice cold 20 x 150 mm screw-capped test tube;
 - c. Place the tube on ice and allow the DMSO to solidify (~5 min) and then add 7.6 mL of ice cold medium prepared in step 3a. The final concentration will be 24% (v/v) DMSO and 8% (w/v) sucrose;
 - d. Invert several times to dissolve the DMSO;




Product Sheet


***Giardia intestinalis* (ATCC®)
PRA-43™**

Please read this FIRST

Storage Temp.
Frozen Cultures:
-70°C for 1 week;
liquid N₂ vapor
for long term
storage


Freeze-dried
Cultures:
2-8°C

Live Cultures:
See Protocols
section for
handling
information

 Biosafety Level
2

Intended Use

This product is intended for research use only. It is not intended for any animal or human therapeutic or diagnostic use.

Citation of Strain

If use of this culture results in a scientific publication, it should be cited in that manuscript in the following manner: *Giardia intestinalis* (ATCC® PRA-43™)

- e. Allow to warm to room temperature.
4. Mix the cell preparation and the cryoprotective agent, prepared in step 3, in equal portions. Thus, the final concentration will equal 12% (v/v) DMSO + 4% sucrose (w/v) and 10⁷ cells/mL. The time from the mixing of the cell preparation and DMSO stock solution to the start of the freezing process should be no less than 15 min and no longer than 30 min.
5. Dispense in 0.5 mL aliquots into 1.0 - 2.0 mL sterile plastic screw-capped cryovials (special plastic vials for cryopreservation).
6. Place the vials in a controlled rate freezing unit. From room temperature cool at -1°C/min to -40°C. If the freezing unit can compensate for the heat of fusion, maintain rate at -1°C/min through the heat of fusion. At -40°C plunge into liquid nitrogen. Alternatively, place the vials in a Nalgene 1°C freezing apparatus. Place the apparatus at -80°C for 1.5 to 2 hours and then plunge ampules into liquid nitrogen. (The cooling rate in this apparatus is approximately -1°C/min.)
7. The frozen preparations should be stored in either the vapor or liquid phase of a nitrogen refrigerator. Frozen preparations stored below -130°C are stable indefinitely. Those stored at temperatures above -130°C are progressively less stable as the storage temperature is elevated.
8. To establish a culture from the frozen state place an ampule in a water bath set at 35°C. Immerse the vial just to a level just above the surface of the frozen material. Do not agitate the vial.
9. Immediately after thawing, do not leave in the water bath, aseptically remove the contents of the ampule and inoculate a 16 x 125 mm screw-capped test tube containing 13 mL ATCC Medium 2695.
10. Incubate the culture on a 15° horizontal slant at 35°C.



References

References and other information relating to this product are available online at www.atcc.org.



Biosafety Level: 2

Appropriate safety procedures should always be used with this material. Laboratory safety is discussed in the current publication of the *Biosafety in Microbiological and Biomedical Laboratories* from the U.S. Department of Health and Human Services Centers for Disease Control and Prevention and National Institutes for Health.

ATCC Warranty

The viability of ATCC® products is warranted for 30 days from the date of shipment, and is valid only if the product is stored and cultured according to the information included on this product information sheet. ATCC lists the media formulation that has been found to be effective for this strain. While other, unspecified media may also produce satisfactory results, a change in media or the absence of an additive from the ATCC recommended media may affect recovery, growth and/or function of this strain. If an alternative medium formulation is used, the ATCC warranty for viability is no longer valid.

Disclaimers

This product is intended for laboratory research purposes only. It is not intended for use in humans.

While ATCC uses reasonable efforts to include accurate and up-to-date information on this product sheet, ATCC makes no warranties or representations as to its accuracy. Citations from scientific literature and patents are provided for informational purposes only. ATCC does not warrant that such information has been confirmed to be accurate.

This product is sent with the condition that you are responsible for its safe storage, handling, and use. ATCC is not liable for any damages or injuries arising from receipt and/or use of this product. While reasonable effort is made to insure authenticity and reliability of strains on deposit, ATCC is not liable for damages arising from the misidentification or misrepresentation of cultures.

Please see the enclosed Material Transfer Agreement (MTA) for further details regarding the use of this product. The MTA is also available on our Web site at www.atcc.org

American Type Culture Collection
PO Box 1549
Manassas, VA 20108 USA
www.atcc.org

800.638.6597 or 703.365.2700
Fax: 703.365.2750
Email: Tech@atcc.org

Or contact your local distributor

Additional information on this culture is available on the ATCC web site at www.atcc.org.
© ATCC 2015. All rights reserved. ATCC is a registered trademark of the American Type Culture Collection. [12/10]