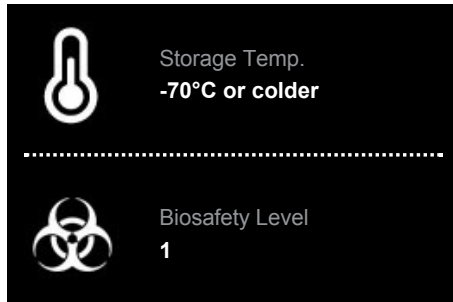




Nucleic Acid Product Sheet

Acholeplasma laidlawii (Sabin) Edward and Freundt (ATCC® qCRM-23206D™)

Please read this FIRST



Intended Use

This product is intended for research use only. It is not intended for any animal or human therapeutic or diagnostic use.

Certified Reference Material produced under an ISO Guide 34:2009 accredited process.



Citation of Strain

If use of this culture results in a scientific publication, it should be cited in that manuscript in the following manner: *Acholeplasma laidlawii* (Sabin) Edward and Freundt (ATCC® qCRM-23206D™)

Nucleic Acid Information

Specification range: 1×10^6 - 1×10^7 genome copies/ μ L

American Type Culture Collection
PO Box 1549
Manassas, VA 20108 USA
www.atcc.org

800.638.6597 or 703.365.2700
Fax: 703.365.2750
Email: Tech@atcc.org

Or contact your local distributor

Description

Source: *Acholeplasma laidlawii* (Sabin) Edward and Freundt

Designation: Genomic DNA from *Acholeplasma laidlawii* strain PG8 [NCTC 10116, PG8; A]

Description: Quantified genomic DNA isolated from *Acholeplasma laidlawii* strain PG8 [NCTC 10116, PG8; A]. Bacterial genomic DNA is provided in 1X TE Buffer (pH 8.0).

Note: This preparation of high molecular weight DNA is appropriate for use in the polymerase chain reaction (PCR)* process and other molecular biology applications.

*The PCR process is covered by patents owned by Hoffmann-La Roche Inc. Use of the PCR process requires a license.

Droplet Digital™ PCR is a trademark of Bio-Rad Laboratories, Inc.

Batch-Specific Information

Refer to the Certificate of Analysis for batch-specific test results.

Preparation Procedure

1. Thaw the vial at room temperature.
2. Avoid exposing genomic DNA to repeated freeze-thaw cycles. Subjecting genomic DNA to repeated free/thaw cycles may result in degradation of the DNA and variations in copies/ μ L.

Quality Control Information

1. Genome copy number was determined through the quantification of 16S gene copies using QX100 Droplet Digital™ PCR. *Acholeplasma laidlawii* (ATCC 23206) has two copies of the 16S rRNA gene per cell.
2. Purity: OD₂₆₀/OD₂₈₀ ratio
3. Integrity of DNA was determined by electrophoresis on a 1% agarose gel stained with ethidium bromide.
4. Functional activity was confirmed by PCR amplification of the 16S ribosomal RNA gene.
5. Identity was confirmed by sequencing the 16S ribosomal RNA gene.

Biosafety Level: 1

Appropriate safety procedures should always be used with this material. Laboratory safety is discussed in the current publication of the *Biosafety in Microbiological and Biomedical Laboratories* from the U.S. Department of Health and Human Services Centers for Disease Control and Prevention and National Institutes for Health.

ATCC Warranty

The viability of ATCC® products is warranted for 30 days from the date of shipment, and is valid only if the product is stored and cultured according to the information included on this product information sheet. ATCC lists the media formulation that has been found to be effective for this strain. While other, unspecified media may also produce satisfactory results, a change in media or the absence of an additive from the ATCC recommended media may affect recovery, growth and/or function of this strain. If an alternative medium formulation is used, the ATCC warranty for viability is no longer valid.

Disclaimers

This product is intended for laboratory research purposes only. It is not intended for use in humans.

While ATCC uses reasonable efforts to include accurate and up-to-date information on this product sheet, ATCC makes no warranties or representations as to its accuracy. Citations from scientific literature and patents are provided for informational purposes only. ATCC does not warrant that such information has been confirmed to be accurate.

This product is sent with the condition that you are responsible for its safe storage, handling, and use. ATCC is not liable for any damages or injuries arising from receipt and/or use of this product. While reasonable effort is made to insure authenticity and reliability of strains on deposit, ATCC is not liable for damages arising from the misidentification or misrepresentation of cultures.

Please see the enclosed Material Transfer Agreement (MTA) for further details regarding the use of this product. The MTA is also available on our Web site at www.atcc.org


Additional information on this culture is available on the ATCC web site at www.atcc.org.




Nucleic Acid Product Sheet

Acholeplasma laidlawii
(Sabin) Edward and Freundt
(ATCC® qCRM-23206D™)

Please read this FIRST



Storage Temp.
-70°C or colder



Biosafety Level
1

Intended Use

This product is intended for research use only. It is not intended for any animal or human therapeutic or diagnostic use.

Certified Reference Material produced under an ISO Guide 34:2009 accredited process.



Citation of Strain

If use of this culture results in a scientific publication, it should be cited in that manuscript in the following manner: *Acholeplasma laidlawii* (Sabin) Edward and Freundt (ATCC® qCRM-23206D™)

Nucleic Acid Information

Specification range: 1×10^6 - 1×10^7 genome copies/ μ L

American Type Culture Collection
PO Box 1549
Manassas, VA 20108 USA
www.atcc.org

800.638.6597 or 703.365.2700
Fax: 703.365.2750
Email: Tech@atcc.org

Or contact your local distributor